

Contents

Incandescent Lamps	Page 2
Tungsten Halogen Lamps	Page 6
Compact Fluorescent Lamps	Page 11
Fluorescent Tubes	Page 18
High Intensity Discharge Lamps	Page 22
Switch-Start & Electronic Control gear	Page 28
Top Seller Price List	Page 30

Incandescent Lamps

CAT NUMBER	SHORT CODE/DESCRIPTION	Watt	Volt	Cap	Finish	Box Quantity
------------	------------------------	------	------	-----	--------	--------------



GLS pearl BC

- CLASSIC A
- Classic shape standard GLS lamps
- √ Ideal for general lighting

15BCPRLGLS	15	15	240	BC/B22d	Pearl	50
25BCPRLGLS	E25T	25	240	BC/B22d	Pearl	100
40BCPRLGLS	E40T	40	240	BC/B22d	Pearl	100
60BCPRLGLS110	60LV	60	10/120	BC/B22d	Pearl	25
60BCPRLGLS	E60T	60	240	BC/B22d	Pearl	100
75BCPRLGLS	E75T	75	240	BC/B22d	Pearl	100
100BCPRLGLS110	100LV	100	10/120	BC/B22d	Pearl	25
100BCPRLGLS	E100T	100	240	BC/B22d	Pearl	100
150BCPRLGLS	E150	150	240	BC/B22d	Pearl	25
200BCPRLGLS	200	200	240	BC/B22d	Pearl	20



GLS pearl ES

- CLASSIC A
- Classic shape standard GLS lamps
- √ Ideal for general lighting

25ESPRLGLS	E25ET	25	240	ES/E27	Pearl	100
40ESPRLGLS	E40ET	40	240	ES/E27	Pearl	100
60ESPRLGLS110	60ELV	60	10/120	ES/E27	Pearl	25
60ESPRLGLS	E60ET	60	240	ES/E27	Pearl	100
75ESPRLGLS	E75ET	75	240	ES/E27	Pearl	100
100ESPRLGLS	E100ET	100	240	ES/E27	Pearl	100
150ESPRLGLS	E150E	150	240	ES/E27	Pearl	20



GLS clear BC

- CLASSIC A
- Classic standard GLS lamps
- √ Ideal for creating more sparkle in general lighting

15BCCLRGLS	15C	15	240	BC/B22d	Clear	25
25BCCLRGLS	E25CT	25	240	BC/B22d	Clear	100
40BCCLRGLS	E40CT	40	240	BC/B22d	Clear	100
60BCCLRGLS	E60CT	60	240	BC/B22d	Clear	100
75BCCLRGLS	E75CT	60	240	BC/B22d	Clear	100
100BCCLRGLS	E100CT	100	240	BC/B22d	Clear	100
150BCCLRGLS	E150C	150	240	BC/B22d	Clear	25



GLS clear ES

- CLASSIC A
- Classic standard GLS lamps
- √ Ideal for creating more sparkle in general lighting

40ESCLRGLS	E40ECT	40	240	ES/E27	Clear	100
60ESCLRGLS110	60EXVC	60	24	ES/E27	Clear	20
60ESCLRGLS	E60ECT	60	240	ES/E27	Clear	100
75ESCLRGLS	E75ECT	75	240	ES/E27	Clear	100
100ESCLRGLS	E100ECT	100	240	ES/E27	Clear	100
150ESCLRGLS	E150EC	150	240	ES/E27	Clear	20
200ESCLRGLS	200EC	200	240	ES/E27	Clear	20








GLS clear GES high wattage

- CLASSIC A
- Higher wattage GLS lamps
- √ Ideal for when more light is required

300GESCLRGLS	300	300	240	GES/E40	Clear	20
500GESCLRGLS	500	500	240	GES/E40	Clear	20

Incandescent Lamps

CAT NUMBER	SHORT CODE/DESCRIPTION	Watt	Volt	Cap	Finish	Box Quantity
	<p>Candle Clear BC</p> <ul style="list-style-type: none"> • CLASSIC B • 35mm plain candle lamps <p>√ Ideal for decorative wall, ceiling and table luminaires where more sparkle is required</p>					
25BCCLRCAN	C25C	25	240	BC/B22d	Clear	100
40BCCLRCAN	C40C	40	240	BC/B22d	Clear	100
60BCCLRCAN	C60C*	60	240	BC/B22d	Clear	100
	<p>Candle clear SBC</p> <ul style="list-style-type: none"> • CLASSIC B • 35mm plain candle lamps <p>√ Ideal for decorative wall, ceiling and table luminaires where more sparkle is required</p>					
25SBCLRCAN	C25SC	25	240	SBC/B15d	Clear	100
40SBCLRCAN	C40SC	40	240	SBC/B15d	Clear	100
60SBCLRCAN	C60SC*	60	240	SBC/B15d	Clear	100
	<p>Candle clear SES</p> <ul style="list-style-type: none"> • CLASSIC B • 35mm plain candle lamps <p>√ Ideal for decorative wall, ceiling and table luminaires where more sparkle is required</p>					
25SESLRCAN	C25EC	25	240	SES/E14	Clear	100
40SESLRCAN	C40EC	40	240	SES/E14	Clear	100
60SESLRCAN	C60EC*	60	240	SES/E14	Clear	100
	<p>Candle opal BC</p> <ul style="list-style-type: none"> • CLASSIC B • 35mm plain candle lamps <p>√ Ideal for decorative wall, ceiling and table luminaires</p>					
25BCOPLCAN	C25	25	240	BC/B22d	Opal	100
40BCOPLCAN	C40	40	240	BC/B22d	Opal	100
60BCOPLCAN	C60*	60	240	BC/B22d	Opal	100
	<p>Candle opal SBC</p> <ul style="list-style-type: none"> • CLASSIC B • 35mm plain candle lamps <p>√ Ideal for decorative wall, ceiling and table luminaires</p>					
25SBCOPLCAN	C25S	25	240	SBC/B15d	Opal	100
40SBCOPLCAN	C40S	40	240	SBC/B15d	Opal	100
60SBCOPLCAN	C60S*	60	240	SBC/B15d	Opal	100
	<p>Candle opal SES</p> <ul style="list-style-type: none"> • CLASSIC B • 35mm plain candle lamps <p>√ Ideal for decorative wall, ceiling and table luminaires</p>					
25SESOPLCAN	C25E	25	240	SES/E14	Opal	100
40SESOPLCAN	C40E	40	240	SES/E14	Opal	100
60SESOPLCAN	C60E*	60	240	SES/E14	Opal	100

Incandescent Lamps

CAT NUMBER	SHORT CODE/DESCRIPTION	Watt	Volt	Cap	Finish	Box Quantity
------------	------------------------	------	------	-----	--------	--------------



Globe 45mm Clear & Opal BC/SBC/SES/ES

- CLASSIC P
 - Clear & Opal finish
- ✓ Ideal for smaller decorative luminaires

40BCCLRGOLF	RD40C	40	240	BC/B22d	Clear	50
60BCCLRGOLF	RD60C*	60	240	BC/B22d	Clear	50
40SBCCLRGOLF	RD40SC	40	240	SBC/B15d	Clear	50
60SBCCLRGOLF	RD60SC	60	240	SBC/B15d	Clear	50
25ESCLRGOLF	RD25ESC	25	240	ES/E27	Clear	50
40ESCLRGOLF	RD40ESC	40	240	ES/E27	Clear	50
40SESCLRGOLF	RD40EC	40	240	SES/E14	Clear	50
60SESCLRGOLF	RD60EC	60	240	SES/E14	Clear	50
25BCOPLGOLF	RD25	25	240	BC/B22d	Opal	50
40BCOPLGOLF	RD40	40	240	BC/B22d	Opal	50
60BCOPLGOLF	RD60BC*	60	240	BC/B22d	Opal	50
40SBCOPLGOLF	RD40S	40	240	SBC/B15d	Opal	50
40ESOPLGOLF	RD40ES	40	240	ES/E27	Opal	50
25SESOPLGOLF	RD25E	25	240	SES/E14	Opal	50
40SESOPLGOLF	RD40SE	40	240	SES/E14	Opal	50
60SESOPLGOLF	RD60SE*	60	240	SES/E14	Opal	50
25SESLRCAN	C25EC	25	240	SES/E14	Clear	100
40SESLRCAN	C40EC	40	240	SES/E14	Clear	100
60SESLRCAN	C60EC*	60	240	SES/E14	Clear	100





Reflectors

- CONCENTRA® SPOT
- Blown Glass
- Focused beam






✓ Ideal for commercial and domestic display lighting

R5040SESDF	R50 R540E5	40	240	SES/E14		50
R6440ESLDF	R63 R640E	40	240	ES/E27		50
R6460ESLDF	R660E	60	240	ES/E27		50
R6460BCLDF	R660	60	240	BC/B22d		50
R8040ESLDF	R80 R840E	40	240	ES/E27		100
R8060ESLDF	R860E	60	240	ES/E27		100
R8075ESLDF	R875E	75	240	ES/E27		100
R80100ESLDF	R8100E	100	240	ES/E27		100
R8060BCLDF	R860	60	240	BC/B22d		100
R80100BCLDF	R8100	100	240	BC/B22d		100
R9575ESLDF	R95 R75E	75	240	ES/E27		100
R95100ESLDF	R100E	100	240	ES/E27		100
25SESOPLCAN	C25E	25	240	SES/E14	Opal	100
40SESOPLCAN	C40E	40	240	SES/E14	Opal	100
60SESOPLCAN	C60E*	60	240	SES/E14	Opal	100

Incandescent Lamps

CAT NUMBER	SHORT CODE/DESCRIPTION	Watt	Volt	Cap	Finish	Box Quantity
	<p>PAR 38</p> <ul style="list-style-type: none"> • CONCENTRA® PAR • Hard glass reflector lamp • Spot or flood beam angle <p>√ Ideal for display and garden lighting</p>					
PAR3880SPOT	P3880S	80	240	ES/E27	Clear Spot	12
PAR3880FLOOD	P3880F	80	240	ES/E27	Clear Flood	12
PAR38120SPOT	P3812S	120	240	ES/E27	Clear Spot	12
PAR38120FLOOD	P3812F	120	240	ES/E27	Clear Flood	12
	Coloured					
PAR3880RED	P38ER	80	240	ES/E27	Red Flood	12
PAR3880GRN	P38EG	80	240	ES/E27	Green Flood	12
PAR3880BLU	P38EB	80	240	ES/E27	Blue Flood	12
PAR3880YEL	P38EY	80	240	ES/E27	Yellow Flood	12
	<p>Oven/Cooker Hood lamps</p> <ul style="list-style-type: none"> • SPC. OVEN • 300°C <p>√ Ideal for oven lighting</p>					
15SESOVEN	OV15SE	15	240	SES/E14	Clear - 22mm	100
25SESOVEN	OV25SE	25	240	SES/E14	Clear	100
40SESOVEN	OV40SE	40	240	SES/E14	Clear	100
40SESCHOOD	CK40SE	40	240	SES/E15	Clear	100
	Rough service					
	<ul style="list-style-type: none"> • CENTRA® • Standard GLS shape • Extra filament supports <p>√ Ideal for hand inspection lamps</p>					
40BCCLRRSERV	RS40C	40	240	BC/B22d	Clear	25
60BCPRLRSER110	RS60LV	60	120	BC/B22d	Pearl	25
60BCPRLRSERV	RS60	60	240	BC/B22d	Pearl	25
60ESPRLRSERV	RS60E	60	240	ES/E27	Pearl	25
100BCPRLRSERV	RS100	100	240	BC/B22d	Pearl	25
100ESPRLRSERV	RS100E	100	240	ES/E27	Pearl	25
R6440ESLDF	R640E	40	240	ES/E27		50
R6460ESLDF	R660E	60	240	ES/E27		50
R6460BCLDF	R660	60	240	BC/B22d		50
	R80					
R8040ESLDF	R840E	40	240	ES/E27		100
R8060ESLDF	R860E	60	240	ES/E27		100
R8075ESLDF	R875E	75	240	ES/E27		100
R80100ESLDF	R8100E	100	240	ES/E27		100
R8060BCLDF	R860	60	240	BC/B22d		100
R80100BCLDF	R8100	100	240	BC/B22d		100
	R95					
R9575ESLDF	R75E	75	240	ES/E27		100
R95100ESLDF	R100E	100	240	ES/E27		100
25SESOPLCAN	C25E	25	240	SES/E14	Opal	100
40SESOPLCAN	C40E	40	240	SES/E14	Opal	100
60SESOPLCAN	C60E*	60	240	SES/E14	Opal	100

Tungsten Halogen Lamps

CAT NUMBER	SHORT CODE/DESCRIPTION	Watt	Volt	Cap	Finish	Box Quantity
	<p>OSRAM MINISTAR®</p> <ul style="list-style-type: none"> World's smallest halogen reflector lamp <ul style="list-style-type: none"> Approximately 15mm diameter Available with axial reflector or side reflector <p>al for table and furniture luminaires, recessed ceiling luminaires and flexible lighting sy:</p>					
	Axial reflector					
2012CAPGY6.35AR	MS20A	20	12	GY6.35		40
3512CAPGY6.35AR	MS35A	35	12	GY6.35		40
5012CAPGY6.35AR	MS50A	50	12	GY6.35		40
	Side reflector					
1012CAPGY6.35SR	MS10S	10	12	GY6.35		40
2012CAPGY6.35SR	MS20S	20	12	GY6.35		40
	<p>LV HALOGEN CAPSULE</p> <ul style="list-style-type: none"> Low voltage capsule lamps Provides decorative and brilliant points of light <p>√ Ideal for open luminaires and free-burning applications</p>					
512CAPG4	M9	64405S	5	12	G4	Clear
106CAPG4	M42	64410S	10	6	G4	Clear
1012CAPG4	M91	64415S	10	12	G4	Clear
2012CAPG4	M47	20	12	G4	Clear	40
2012CAPGY6.35	M76	20	12	GY6.35	Clear	40
3512CAPGY6.35	M75	35	12	GY6.35	Clear	40
5012CAPGY6.35	M74	50	12	GY6.35	Clear	40
7512CAPGY6.35	M154	75	12	GY6.35	Clear	40
9012CAPGY6.35	M180	90	12	GY6.35	Clear	40
	<p>LV HALOGEN CAPSULE - STANDARD</p> <ul style="list-style-type: none"> Low voltage capsule lamps Low cost choice for general applications <p>√ Ideal for enclosed luminaires</p>					
2024CAPG4	M88	20	24	G4	Clear	40
5012CAPGY6.35	M32	50	12	GY6.35	Clear	40
5024CAPGY6.35	M89	50	24	GY6.35	Clear	40
10024CAPGY6.35	M90	100	24	GY6.35	Clear	40
15024CAPGY6.35	M196	150	24	GY6.35	Clear	40
	<p>HALOSPOT®</p> <ul style="list-style-type: none"> Aluminium reflector Low voltage <p>√ Ideal for accent lighting</p>					
	70mm diameter					
201270SPREF	M155	20	12	B15d	Spot 8°	10
201270FLREF	M156	20	12	B15d	Flood 24°	10
501270SPREF	M157	50	12	B15d	Spot 8°	10
501270FLREF	M158	50	12	B15d	Flood 24°	10
	48mm diameter					
201248SPREF	M108	20	12	GY4	Spot 8°	10
202448SPREF	M107	20	24	GY4	Spot 8°	10
	<p>OSRAM HALOSPOT® 111 IRC</p> <ul style="list-style-type: none"> Energy saving low voltage aluminium reflector lamps <ul style="list-style-type: none"> 111mm diameter Offers up to 35% energy savings compared with standard HALOSPOT® lamps <p>√ Ideal for accent lighting over large distances</p>					
AR11135SPIRC	M202IR	35	12	G53	Spot 8°	6
AR11135FLIRC	M353IR	35	12	G53	Flood 24°	6
AR11150SPIRC	M101IR	50	12	G53	Spot 8°	6
AR11150FLIRC	M161IR	50	12	G53	Flood 24°	6
AR11165SPIRC	M203IR	65	12	G53	Spot 8°	6
AR11165FLIRC	M204IR	65	12	G53	Flood 24°	6

Tungsten Halogen Lamps

CAT NUMBER	SHORT CODE/DESCRIPTION	Watt	Volt	Cap	Finish	Box Quantity
------------	------------------------	------	------	-----	--------	--------------



HALOSPOT® 111 - OSRAM/GE BRAND

- Aluminium reflector
- Low voltage
- 111mm diameter

✓ Ideal for accent lighting over larger distances

Axial reflector

AR11135SSP6V	M163	35	6	G53	Super Spot 4°	6
AR11135SSP	M351	35	12	G53	Super Spot 4°	6
AR11135FL	M353	35	12	G53	Flood 24°	6
AR11150SSP	M100	50	12	G53	Super Spot 4°	6
AR11150SP	M101	50	12	G53	Spot 8°	6
AR11150FL	M161	50	12	G53	Flood 24°	6
AR11175SP	M102	75	12	G53	Spot 8°	6
AR11175FL	M162	75	12	G53	Flood 24°	6
AR11175WFL	M103	75	12	G53	Wide 45°	6
AR111100SP	M114	100	12	G53	Spot 8°	6
AR111100FL	M152	100	12	G53	Flood 24°	6
AR111100WFL	M191	100	12	G53	Wide 45°	6



OSRAM DECOSTAR® 51 IRC

- Long life energy saving low voltage dichroic reflector lamps
- 51mm diameter
- With cover glass

- Up to 45% energy savings compared to standard DECOSTAR® 51

✓ Ideal for reduced running costs in display lighting

201251SPDICIRC	M268IR	20	12	GU5.3	Spot 10°	20
201251FLDICIRC	M294IR	20	12	GU5.3	Flood 24°	20
201251WFDICIRC	M269IR	20	12	GU5.3	Wide flood 38°	20
201251VWFDICIRC	M290IR	20	12	GU5.3	Very wide flood 6	20
351251SPDICIRC	M271IR	35	12	GU5.3	Spot 10°	20
351251FLDICIRC	M270IR	35	12	GU5.3	Flood 24°	20
351251WFDICIRC	M281IR	35	12	GU5.3	Wide flood 38°	20
351251VWFDICIRC	M224IR	35	12	GU5.3	Very wide flood 6	20
501251SPDICIRC	M249IR	50	12	GU5.3	Spot 10°	20
501251FLDICIRC	M250IR	50	12	GU5.3	Flood 24°	20
501251WFDICIRC	M258IR	50	12	GU5.3	Wide flood 38°	20
501251VWFDICIRC	M280IR	50	12	GU5.3	Very wide flood 6	20



OSRAM DECOSTAR® 51 TITAN

- Long life low voltage dichroic reflector lamps
- 51mm diameter
- With cover glass

- High luminous intensity and constant chromaticity throughout life

✓ Ideal for professional display lighting

201251SPDICTIT	M268T	20	12	GU5.3	Spot 10°	20
201251WFDICTIT	M269T	20	12	GU5.3	Wide flood 38°	20
201251VWFDICTIT	M290T	20	12	GU5.3	Very wide flood 6	20
351251SPDICTIT	M271T	35	12	GU5.3	Spot 10°	20
351251FLDICTIT	M270T	35	12	GU5.3	Flood 24°	20
351251WFDICTIT	M281T	35	12	GU5.3	Wide flood 38°	20
351251VWFDICTIT	M224T	35	12	GU5.3	Very wide flood 6	20
501251SPDICTIT	M249T	50	12	GU5.3	Spot 10°	20
501251FLDICTIT	M250T	50	12	GU5.3	Flood 24°	20
501251WFDICTIT	M258T	50	12	GU5.3	Wide flood 38°	20
501251VWFDICTIT	M280T	50	12	GU5.3	Very wide flood 6	20

Tungsten Halogen Lamps

CAT NUMBER	SHORT CODE/DESCRIPTION	Watt	Volt	Cap	Finish	Box Quantity
------------	------------------------	------	------	-----	--------	--------------



OSRAM DECOSTAR® 35 TITAN

- Long life low voltage dichroic reflector lamps
 - 35mm diameter
 - With cover glass
- ✓ Ideal for professional display lighting

20123SPDICTIT	M252T	20	12	GU4	Spot 10°	20
201235WFDICTIT	M221T	20	12	GU4	Wide flood 30°	20
351235SPDICTIT	M265T	35	12	GU4	Spot 10°	20
351235WFDICTIT	M223T	35	12	GU4	Wide flood 30°	20
AR11150SP						

OSRAM DECOSTAR® 51 ALU

- Low voltage aluminised reflectors
 - 51mm diameter
 - Without cover glass
- ✓ Ideal for reduced heat build up in luminaires

201251WFDICOPALU	M69A	20	12	GU5.3	Wide flood 38°	20
351251WFDICOPALU	M81A	35	12	GU5.3	Wide flood 38°	20
501251WFDICOPALU	M58A	50	12	GU5.3	Wide flood 38°	20

DECOSTAR® COOL BLUE/BLV WHITESTAR

- 4500K cool colour dichroic lamp
 - Low voltage
 - 51mm diameter
 - With cover glass
- ✓ Ideal for jewellers, galleries & hot countries where a "cool light" is required



501251WFDICCB	M258CB	50	12	GU5.3	Wide flood 38°	20
	WHITESTAR	50	12	GU5.3	Wide flood 38°	10.00

LV HALOGEN 51mm STANDARD - OPEN FRONT

- 51mm diameter
- Without cover glass
- ✓ Ideal for economical display lighting



201251SPDICOP	M68	20	12	GU5.3	Spot 10°	20
201251WFDICOP	M69	20	12	GU5.3	Wide flood 38°	20
351251SPDICOP	M71	35	12	GU5.3	Spot 10°	20
351251WFDICOP	M81	35	12	GU5.3	Wide flood 38°	20
501251SPDICOP	M49	50	12	GU5.3	Spot 10°	20
501251FLFICOP	M50	50	12	GU5.3	Flood 24°	20
501251WFDICOP	M58	50	12	GU5.3	Wide flood 38°	20

LV HALOGEN 51mm STANDARD - CLOSED FRONT

- Low voltage dichroic reflectors
 - 51mm diameter
 - With cover glass
- ✓ Ideal for economical display lighting

201251SPDIC	M268	20	12	GU5.3	Spot 10°	20
201251WFDIC	M269	20	12	GU5.3	Wide flood 38°	20
351251SPDIC	M271	35	12	GU5.3	Spot 10°	20
351251WFDIC	M281	35	12	GU5.3	Wide flood 38°	20
501251SPDIC	M249	50	12	GU5.3	Spot 10°	20
501251FLDIC	M250	50	12	GU5.3	Flood 24°	20
501251WFDIC	M258	50	12	GU5.3	Wide flood 38°	20

Tungsten Halogen Lamps

CAT NUMBER	SHORT CODE/DESCRIPTION	Watt	Volt	Cap	Finish	Box Quantity
------------	------------------------	------	------	-----	--------	--------------

LV HALOGEN 35mm STANDARD - CLOSED FRONT



- Low voltage dichroic reflectors
 - 35mm diameter
 - With cover glass
- ✓ Ideal for economical display lighting

101235WFDIC	M200	10	12	GU4	Wide flood 38°	10
201235SPDIC	M252	20	12	GU4	Spot 10°	10
201235WFDIC	M221	20	12	GU4	Wide flood 38°	10
351235SPDIC	M265	35	12	GU4	Spot 10°	10
351235WFDIC	M223	35	12	GU4	Wide flood 38°	10

G9 - HALOPIN®



- Mains voltage
 - 25W & 40W new compact design
 - Available in clear or frosted finish
- ✓ Ideal for modern compact halogen luminaires

	Clear					
G925CLEAR	HP25CC	25	240	G9	Clear	20
G940CLEAR	HP40CC	40	240	G9	Clear	20
G960CLEAR	HP60C	60	240	G9	Clear	20
G975CLEAR	HP75C	75	240	G9	Clear	20
	Frosted					
G925FROSTED	HP25FC	25	240	G9	Frosted	20
G940FROSTED	HP40FC	40	240	G9	Frosted	20
G960FROSTED	HP60F	60	240	G9	Frosted	20
G975FROSTED	HP75F	75	240	G9	Frosted	20

PAR16 HALOGEN (HI-SPOT 50mm)



- Mains voltage
 - Aluminium or dichroic reflector
 - Fully dimmable
 - 51mm diameter
- ✓ Ideal for display and down lighting

PAR1620GU10FLST	P162FA	20	240	GU10	Spot aluminised reflect	20
PAR1635GU10FL	P163FA	35	240	GU10	Spot aluminised reflect	20
PAR1640SESFL	P164FA	40	240	SES/E14	Spot aluminised reflect	20
PAR1650GU10FL	P165FA	50	240	GU10	Spot aluminised reflect	20
PAR1650GZ10FL	P165FD	50	240	GZ10	Flood dichroic reflecto	20

PAR20 HALOGEN (HI-SPOT 63mm)



- Mains voltage
 - Aluminium or dichroic reflector
 - Fully dimmable
 - 64.5mm diameter
- ✓ Ideal for display and down lighting

PAR2050ESSPAR	P205SA	50	240	ES/E27	Spot aluminised reflect	15
PAR2050ESFLAR	P205FA	50	240	ES/E27	Spot aluminised reflect	15
PAR2050ESSPDR	P205SD	50	240	ES/E27	Spot dichroic reflecto	15
PAR2050ESFLDR	P205FD	50	240	ES/E27	Flood dichroic reflecto	15
PAR2075GU10FLAR	P207FA	75	240	GU10	Spot aluminised reflect	20

PAR25 HALOGEN (HI-SPOT 80mm)

Available on request - please enquire for price and availability

Tungsten Halogen Lamps

CAT NUMBER	SHORT CODE/DESCRIPTION	Watt	Volt	Cap	Finish	Box Quantity
------------	------------------------	------	------	-----	--------	--------------



PAR30 HALOGEN (HI-SPOT 95mm)

- Mains voltage
 - Aluminium or dichroic reflector
 - Fully dimmable
 - 97mm diameter
- ✓ Ideal for display lighting

PAR3075ESSPAR	P307SA	75	240	ES/E27	Spot aluminised reflector	15
PAR3075ESFLAR	P307FA	75	240	ES/E27	Flood aluminised reflector	15
PAR30100ESSPAR	P3010SA	100	240	ES/E27	Spot aluminised reflector	15
PAR30100ESFLAR	P3010FA	100	240	ES/E27	Flood aluminised reflector	15



HALOLUX CERAM®

- Single ended mains voltage lamp
 - Suitable for open luminaires
- ✓ Ideal for uplighting and wall washing

75BCCLRHLUX	M77C	75	240	BC/B15c	Clear	10
75ESCLRHLUX	M183C	75	240	ES/E27	Clear	15
100BCCLRHLUX	M78C	100	240	BC/B15c	Clear	10
100ESCLRHLUX	M182C	100	240	ES/E27	Clear	15
150ESCLRHLUX	M150C	150	240	ES/E27	Clear	15
250ESCLRHLUX	M151C	250	240	ES/E27	Clear	15
75BCFROHLUX	M77F	75	240	BC/B15c	Frosted	10
100BCFROHLUX	M78F	100	240	BC/B15c	Frosted	10
150BCFROHLUX	M174F	150	240	BC/B15c	Frosted	10
75ESPRHLUX	M183P	75	240	ES/E27	Pearl	15
100ESPRHLUX	M182P	100	240	ES/E27	Pearl	15
150ESPRHLUX	M150P	150	240	ES/E27	Pearl	15
250ESPRHLUX	M151P	250	240	ES/E27	Pearl	15



K-LINEAR HALOGEN

- Double ended linear halogen lamp
 - Mains voltage
- ✓ Ideal for uplighters, floodlights and security lighting

100THK14	K14	100	240	R7s	Clear 78mm	50
150THK12	K12	150	240	R7s	Clear 78mm	50
200THK11	K11	200	240	R7s	Clear 118mm	50
300THK9	K9	300	240	R7s	Clear 118mm	50
500THK1	K1	500	240	R7s	Clear 118mm	50
1000THK4	K4	1000	240	R7s	Clear 189mm	50
1500THK5	K5	1500	240	R7s	Clear 254mm	50
300THK9110	K9LV	300	110	R7s	Clear 118mm	50
500THK1110	K1LV	500	110	R7s	Clear 118mm	50
150THK28	K28	150	240	R7s	Clear 118mm	50
60THK34	K34	60	240	R7s	Clear 118mm	50
100THK35	K35	100	240	R7s	Clear 118mm	50

Compact Fluorescent Tubes

CAT NUMBER	SHORT CODE/DESCRIPTION	Watt	Volt	Cap	Finish	Box Quantity
------------	------------------------	------	------	-----	--------	--------------



COMPACT ELECTRONIC LONGLIFE BC

- Retrofit electronic energy saving compact fluorescent lamp
 - Direct replacement for GLS lamps
- Average rated life: 12 years / 15000 hours
 - √ Ideal for constant economical lighting

CFLEL7BC827	D7BC	7	220/240	BC/B22d	827	10
CFLEL9BC827	D9BC	9	220/240	BC/B22d	827	10
CFLEL11BC827	D11BC	11	220/240	BC/B22d	827	10
CFLEL15BC827	D15BC	15	220/240	BC/B22d	827	10
CFLEL20BC827	D20BC	20	220/240	BC/B22d	827	10
CFLEL23BC827	D23BC	23	220/240	BC/B22d	827	10

COMPACT ELECTRONIC LONGLIFE ES

- Retrofit electronic energy saving compact fluorescent lamp
 - Direct replacement for GLS lamps
- Average rated life: 12 years / 15000 hours
 - √ Ideal for constant economical lighting

CFLEL7ES827	D7ES	7	220/240	ES/E27	827	10
CFLEL9ES827	D9ES	9	220/240	ES/E27	827	10
CFLEL11ES827	D11ES	11	220/240	ES/E27	827	10
CFLEL15ES827	D15ES	15	220/240	ES/E27	827	10
CFLEL20ES827	D20ES	20	220/240	ES/E27	827	10
CFLEL23ES827	D23ES	23	220/240	ES/E27	827	10

COMPACT ELECTRONIC ECONOMY

- Retrofit electronic energy saving compact fluorescent lamp
 - Direct replacement for GLS lamps
- Average rated life: 5 years / 6000 hours
 - √ Ideal for economical domestic lighting

	BC base					
CFLEL11BC827ECO	DE11BC	11	220/240	BC/B22d	827	10
CFLEL18BC827ECO	DE18BC	18	220/240	BC/B22d	827	10
CFLEL21BC827ECO	DE21BC	21	220/240	BC/B22d	827	10
CFLEL24BC827ECO	DE24BC	24	220/240	BC/B22d	827	10
	ES base					
CFLEL11ES827ECO	DE11ES	11	220/240	ES/E27	827	10
CFLEL14ES827ECO	DE14ES	14	220/240	ES/E27	827	10
CFLEL21ES827ECO	DE21ES	21	220/240	ES/E27	827	10
CFLEL24ES827ECO	DE24ES	24	220/240	ES/E27	827	10
	SES base					
CFLEL8SES827ECO	DE8SE	8	220/240	SES/E14	827	10
CFLEL12SES827ECO	DE12SE	12	220/240	SES/E14	827	10

COMPACT ELECTRONIC CLASSIC SHAPE



- Retrofit electronic energy saving compact fluorescent lamp
 - GLS shape
- Direct replacement for GLS lamps
- Average rated life: 12 years / 10000 hours
 - √ Ideal for decorative and free-burning applications

	GLS shape BC base					
CFLEL11BC827GLS	DC11BC	11	220/240	BC/B22d	827	10
CFLEL15BC827GLS	DC15BC	15	220/240	BC/B22d	827	10
CFLEL20BC827GLS	DC20BC	20	220/240	BC/B22d	827	10
	GLS shape ES base					
CFLEL11ES827GLS	DC11ES	11	220/240	ES/E27	827	10
CFLEL15ES827GLS	DC15ES	15	220/240	ES/E27	827	10
CFLEL20ES827GLS	DC20ES	20	220/240	ES/E27	827	10

Compact Fluorescent Tubes

CAT NUMBER	SHORT CODE/DESCRIPTION	Watt	Volt	Cap	Finish	Box Quantity
------------	------------------------	------	------	-----	--------	--------------



COMPACT ELECTRONIC GLOBE

- Retrofit electronic energy saving compact fluorescent lamp
 - Globe shape
 - Same comfort and economy as other OSRAM DULUX® EL LONGLIFE lamps
 - Average rated life: 12 years / 15000 hours
- √ Ideal for use in enclosed and ventilated outdoor luminaires

CFLEL15BC827GLO	DG15BC	15	220/240	BC/B22d	827	10
CFLEL15ES827GLO	DG15ES	15	220/240	ES/E27	827	10
CFLEL20ES827GLO	DG20ES	20	220/240	ES/E27	827	10
CFLEL20BC827GLO	DG20BC	20	220/240	BC/B22d	827	10



OSRAM DULUX® EL REFLECTOR

- Retrofit electronic energy saving compact fluorescent lamp
 - Reflector shape
 - Direct replacement for conventional incandescent reflector lamps
 - Average rated life: 12 years / 15000 hours
- √ Ideal for spotlights and downlights

DR15ES	15	220/240	ES/E27	827	10
DR20ES	20	220/240	ES/E27	827	10



OSRAM DULUX® EL SENSOR PLUS

- Retrofit electronic energy saving compact fluorescent lamp with light sensor
 - Fully automatic operation
 - Average rated life: 12 years / 15000 hours
- √ Ideal for automatic dusk till dawn switching in outdoor security lighting

CFLEL15ES827SEN	DS15ES	15	220/240	ES/E27	827	10
CFLEL15BC827SEN	DS15BC	15	220/240	BC/B22d	827	10



MEGAMAN®

SHORT CODE/DESCRIPTION	Watt	Volt	Cap	Finish	Box Quantity
141227/GU10	7	240	GU10	827	10
141326/GU10	9	240	GU10	827	10
141432/GU10	11	240	GU10	827	10
165322/R50	7	240	SES/E14	827	10
168323/R63	11	240	ES/E27	827	10
169320/R80	15	240	ES/E27	827	10
163120/PAR30	15	240	ES/E27	827	6
162024/PAR38	20	240	ES/E27	827	6
940233	7	240	SES/E14	827	10
138029	7	240	BC/B22d	827	10
941650	7	240	SBC/B15d	827	10
119028	9	240	BC/B22d	827	10
192120	7	240	BC/B22d	827	10
940035	7	240	SES/E14	827	10
101402	7	240	BC/B22d	827	10
722020	9	240	GX53	827	10
710249	13	240	GX53	827	10

REFLECTOR LAMPS

Compact Fluorescent Tubes

CAT NUMBER	SHORT CODE/DESCRIPTION	Watt	Volt	Cap	Finish	Box Quantity
------------	------------------------	------	------	-----	--------	--------------



COMPACT TRIPLE 2 PIN

- Triple-turn tube
 - 2-pin compact fluorescent lamp
 - With integral starter for CCG
- √ Ideal for downlights with shallow mounting depths

CFLT13840	DT1384	13		GX24d-1	840	10
CFLT13830	DT1383	13		GX24d-1	830	10
CFLT13827	DT1382	13		GX24d-1	827	10
CFLT18840	DT1884	18		GX24d-2	840	10
CFLT18830	DT1883	18		GX24d-2	830	10
CFLT18827	DT1882	18		GX24d-2	827	10
CFLT26840	DT2684	26		GX24d-3	840	10
CFLT26830	DT2683	26		GX24d-3	830	10
CFLT26835	DT2635	26		GX24d-3	827	10
CFLT26827	DT2682	26		GX24d-3	827	10

OSRAM - COMPACT TRIPLE 4 PIN (AMALGAM FREE)

- Triple-turn tube
 - 4-pin compact fluorescent lamp
 - For use with ECG and dimming systems
- √ Ideal for downlights with shallow mounting depths

CFLTE13840	DTE134	13		GX24q-1	840	10
CFLTE13830	DTE133	13		GX24q-1	830	10
CFLTE13827	DTE132	13		GX24q-1	827	10
CFLTE18840	DTE184	18		GX24q-2	840	10
CFLTE18830	DTE183	18		GX24q-2	830	10
CFLTE18827	DTE182	18		GX24q-2	827	10
CFLTE26840	DTE264	26		GX24q-3	840	10
CFLTE26830	DTE263	26		GX24q-3	830	10
CFLTE26827	DTE262	26		GX24q-3	827	10
CFLTE32840	DTE324	32		GX24q-3	840	10
CFLTE32830	DTE323	32		GX24q-3	830	10
CFLTE32827	DTE322	32		GX24q-3	827	10
CFLTE42840	DTE424	42		GX24q-4	840	10
CFLTE42830	DTE423	42		GX24q-4	830	10
CFLTE42827	DTE422	42		GX24q-4	827	10

COMPACT TRIPLE 4 PIN (WITH AMALGAM)

- Triple-turn tube
 - 4-pin compact fluorescent lamp
 - With Amalgam technology
 - For use with ECG and dimming systems
- √ Ideal for operation at higher ambient temperatures

TEN184	18		GX24q-2	840	10
TEN1835	18		GX24q-2	835	10
TEN182	18		GX24q-2	827	10
TEN264	26		GX24q-3	840	10
TEN263	26		GX24q-3	830	10
TEN2635	26		GX24q-3	835	10
TEN262	26		GX24q-3	827	10
TEN324	32		GX24q-3	840	10
TEN323	32		GX24q-3	830	10
TEN3235	32		GX24q-3	835	10
TEN322	32		GX24q-3	827	10
TEN424	42		GX24q-4	840	10
TEN423	42		GX24q-4	830	10
TEN422	42		GX24q-4	827	10

Compact Fluorescent Tubes

CAT NUMBER	SHORT CODE/DESCRIPTION	Watt	Volt	Cap	Finish	Box Quantity
------------	------------------------	------	------	-----	--------	--------------



COMPACT DOUBLE 2 PIN

- Double-turn tube
- 2-pin compact fluorescent lamp
- With integral starter for CCG

√ Ideal for miniature luminaires and downlights for shallow recesses

CFLD10840	DD1084	10		G24d-1	840	10
CFLD10835	D10835	10		G24d-1	835	10
CFLD10830	DD1083	10		G24d-1	830	10
CFLD10827	DD1082	10		G24d-1	827	10
CFLD13840	DD1384	13		G24d-1	840	10
CFLD13835	D13835	13		G24d-1	835	10
CFLD13830	DD1383	13		G24d-1	830	10
CFLD13827	DD1382	13		G24d-1	827	10
CFLD18840	DD1884	18		G24d-2	840	10
CFLD18835	D18835	18		G24d-2	835	10
CFLD18830	DD1883	18		G24d-2	830	10
CFLD18827	DD1882	18		G24d-2	827	10
CFLD26840	DD2684	26		G24d-3	840	10
CFLD26835	D26835	26		G24d-3	835	10
CFLD26830	DD2683	26		G24d-3	830	10
CFLD28827	DD2682	26		G24d-3	827	10
CFLTE13840	DTE134	13		GX24q-1	840	10
CFLTE13830	DTE133	13		GX24q-1	830	10
CFLTE13827	DTE132	13		GX24q-1	827	10
CFLTE18840	DTE184	18		GX24q-2	840	10
CFLTE18830	DTE183	18		GX24q-2	830	10
CFLTE18827	DTE182	18		GX24q-2	827	10
CFLTE26840	DTE264	26		GX24q-3	840	10
CFLTE26830	DTE263	26		GX24q-3	830	10
CFLTE26827	DTE262	26		GX24q-3	827	10
CFLTE32840	DTE324	32		GX24q-3	840	10
CFLTE32830	DTE323	32		GX24q-3	830	10
CFLTE32827	DTE322	32		GX24q-3	827	10
CFLTE42840	DTE424	42		GX24q-4	840	10
CFLTE42830	DTE423	42		GX24q-4	830	10
CFLTE42827	DTE422	42		GX24q-4	827	10

COMPACT DOUBLE 4 PIN

- Double-turn tube
- 4-pin compact fluorescent lamp
- For use with ECG and dimming systems

√ Ideal for dimming and battery-powered emergency lighting applications

CFLDE10840	DDE104	10		G24q-1	840	10
CFLDE10835	DE1035	10		G24q-1	835	10
CFLDE10830	DDE103	10		G24q-1	830	10
CFLDE10827	DDE102	10		G24q-1	827	10
CFLDE13840	DDE134	13		G24q-1	840	10
CFLDE13835	DE1335	13		G24q-1	835	10
CFLDE13830	DDE133	13		G24q-1	830	10
CFLDE13827	DDE132	13		G24q-1	827	10
CFLDE18840	DDE184	18		G24q-2	840	10
CFLDE18835	DE1835	18		G24q-2	835	10
CFLDE18830	DDE183	18		G24q-2	830	10
CFLDE18827	DDE182	18		G24q-2	827	10
CFLDE26840	DDE264	26		G24q-3	840	10
CFLDE26835	DE2635	26		G24q-3	835	10
CFLDE26830	DDE263	26		G24q-3	830	10
CFLDE26827	DDE262	26		G24q-3	827	10

Compact Fluorescent Tubes

CAT NUMBER	SHORT CODE/DESCRIPTION	Watt	Volt	Cap	Finish	Box Quantity
------------	------------------------	------	------	-----	--------	--------------



COMPACT SINGLE 2 PIN

- Single-turn tube
- 2-pin compact fluorescent lamp
- With integral starter for CCG
- Extremely compact dimensions

√ Ideal for creative luminaire design and modern lighting systems

CFLS5840	DS5840	5		G23	840	10
CFLS5830	DS5830	5		G23	830	10
CFLS5827	DS5827	5		G23	827	10
CFLS7840	DS7840	7		G23	840	10
CFLS7835	DS7835	7		G23	835	10
CFLS7830	DS7830	7		G23	830	10
CFLS7827	DS7827	7		G23	827	10
CFLS9840	DS9840	9		G23	840	10
CFLS9835	DS9835	9		G23	835	10
CFLS9830	DS9830	9		G23	830	10
CFLS9827	DS9827	9		G23	827	10
CFLS11840	DS1184	11		G23	840	10
CFLS11835	D11835	11		G23	835	10
CFLS11830	DS1183	11		G23	830	10
CFLS11827	DS1182	11		G23	827	10

OSRAM DULUX® S COLOURED

- Single-turn tube
- 2-pin compact fluorescent lamp
- With integral starter for CCG
- Extremely compact dimensions

√ Ideal for creative illumination and decoration

CFLS9RED	DS960	9		G23	Red	10
CFLS9GRN	DS966	9		G23	Green	10
CFLS9BLU	DS967	9		G23	Blue	10

COMPACT SINGLE 4 PIN

- Single-turn tube
- 4-pin compact fluorescent lamp
- For use with ECG and dimming systems
- Extremely compact dimensions

√ Ideal for versatile lighting operation on almost any power supply

CFLSE5840	DSE584	5		2G7	840	10
CFLSE5827	DSE582	5		2G7	827	10
CFLSE7840	DSE784	7		2G7	840	10
CFLSE7830	DSE783	7		2G7	830	10
CFLSE7827	DSE782	7		2G7	827	10
CFLSE9840	DSE984	9		2G7	840	10
CFLSE9830	DSE983	9		2G7	830	10
CFLSE9827	DSE982	9		2G7	827	10
CFLSE11840	DSE114	11		2G7	840	10
CFLSE11830	DSE113	11		2G7	830	10
CFLSE11827	DSE112	11		2G7	827	10

Compact Fluorescent Tubes

CAT NUMBER	SHORT CODE/DESCRIPTION	Watt	Volt	Cap	Finish	Box Quantity
------------	------------------------	------	------	-----	--------	--------------



COMPACT LONG 4 PIN

- Long single-turn tube
- 4-pin compact fluorescent lamp
- With integral starter for CCG or with external starter for ECG and dimming systems
- Higher wattage lamp with high luminous flux
- ✓ Ideal for new modular luminaires

CFLL18840	DL1884	18		2G11	840	10
CFLL18835	DL1835	18		2G11	835	10
CFLL18830	DL1883	18		2G11	830	10
CFLL18827	DL1882	18		2G11	827	10
CFLL24840	DL2484	24		2G11	840	10
CFLL24835	DL2435	24		2G11	835	10
CFLL24830	DL2483	24		2G11	830	10
CFLL24827	DL2482	24		2G11	827	10
CFLL36860	DL3686	36		2G11	865	10
CFLL36840	DL3684	36		2G11	840	10
CFLL36835	DL3635	36		2G11	835	10
CFLL36830	DL3683	36		2G11	830	10
CFLL36827	DL3682	36		2G11	827	10
CFLL40860	DL4086*	40		2G11	865	10
CFLL40840	DL4084*	40		2G11	840	10
CFLL40835	DL4035*	40		2G11	835	10
CFLL40830	DL4083*	40		2G11	830	10
CFLL40827	DL4082*	40		2G11	827	10
CFLL55860	DL5586*	55		2G11	865	10
CFLL55840	DL5584*	55		2G11	840	10
CFLL55835	DL5535*	55		2G11	835	10
CFLL55830	DL5583*	55		2G11	830	10
CFLL55827	DL5582*	55		2G11	827	10
CFLL80830	DL8083*	80		2G11	830	10
CFLL80840	DL8084*	80		2G11	840	10

OSRAM DULUX® L LUMILUX® DE LUXE

- Long single-turn tube
- 4-pin compact fluorescent lamp
- With integral starter for CCG or with external starter for ECG and dimming systems
- Excellent colour rendering Ra>90
- ✓ Ideal for new modular luminaires

CFLL18950	DL1895	18		2G11	954	10
CFLL18940	DL1894	18		2G11	940	10
CFLL18930	DL1893	18		2G11	930	10
CFLL24950	DL2495	24		2G11	954	10
CFLL24940	DL2494	24		2G11	940	10
CFLL24830	DL2493	24		2G11	930	10
CFLL36950	DL3695	36		2G11	954	10
CFLL36940	DL3694	36		2G11	940	10
CFLL36930	DL3693	36		2G11	930	10
CFLL40950	DL4095*	40		2G11	954	10
CFLL55950	DL5595*	55		2G11	954	10
CFLL55940	DL5594*	55		2G11	940	10
CFLL55930	DL5593*	55		2G11	930	10

Compact Fluorescent Tubes

CAT NUMBER	SHORT CODE/DESCRIPTION	Watt	Volt	Cap	Finish	Box Quantity
------------	------------------------	------	------	-----	--------	--------------



COMPACT FLAT 4 PIN

- Flat double-turn tube
- 4-pin compact fluorescent lamp
- For CCG with external starter or ECG and dimming systems
- √ Ideal for area lighting with modular luminaires

CFLF18840	DF1884	18		2G10	840	10
CFLF18835	DF1835	18		2G10	835	10
CFLF18830	DF1883	18		2G10	830	10
CFLF18827	DF1882	18		2G10	827	10
CFLF24840	DF2484	24		2G10	840	10
CFLF24830	DF2483	24		2G10	830	10
CFLF24827	DF2482	24		2G10	827	10
CFLF36840	DF3684	36		2G10	840	10
CFLF36835	DF3635	36		2G10	835	10
CFLF36830	DF3683	36		2G10	830	10
CFLF36827	DF3682	36		2G10	827	10



2D LAMP

- Square shape
- 2-pin compact fluorescent lamp for CCG
- 4-pin compact fluorescent lamp for ECG
- √ Ideal for bulkhead luminaires

2D168272PIN	2D16827-2P	16		GR8	827	20
2D168274PIN	2D16827-4P	16		GR10q	827	20
2D168352PIN	2D16835-2P	16		GR8	835	20
2D168354PIN	2D16835-4P	16		GR10q	835	20
2D288272PIN	2D28827-2P	28		GR8	827	20
2D288274PIN	2D28827-4P	28		GR10q	827	20
2D288352PIN	2D28835-2P	28		GR8	835	20
2D288354PIN	2D28835-4P	28		GR10q	835	20
2D388274PIN	2D38827-4P	38		GR10q	827	20
2D388354PIN	2D38835-4P	38		GR10q	835	20

Fluorescent Tubes

CAT NUMBER	SHORT CODE/DESCRIPTION	Watt	Volt	Cap	Finish	Box Quantity
------------	------------------------	------	------	-----	--------	--------------



5 LUMILUX® HE HIGH EFFICIENCY without cardboard sleeve

- 16mm ⁵/₈in diameter
- As much light as a T8 lamp but up to 20% lower wattage
- Environmentally friendly fluorescent lamp with a low mercury content
- ✓ Ideal for professional office lighting

T514827	FH1482	14	827	G5	549mm	30/40
T514830	FH1483	14	830	G5	549mm	30/40
T514835	FH14835	14	835	G5	549mm	30/40
T514840	FH1484	14	840	G5	549mm	30/40
T514860	FH1486	14	865	G5	549mm	30/40
T521827	FH2182	21	827	G5	849mm	30/40
Y521830	FH2183	21	830	G5	849mm	30/40
T521835	FH21835	21	835	G5	849mm	30/40
T521840	FH2184	21	840	G5	849mm	30/40
T521860	FH2186	21	865	G5	849mm	30/40
T528827	FH2882	28	827	G5	1149mm	30/40
T528830	FH2883	28	830	G5	1149mm	30/40
T528835	FH28835	28	835	G5	1149mm	30/40
T528840	FH2884	28	840	G5	1149mm	30/40
T528860	FH2886	28	865	G5	1149mm	30/40
T535527	FH3582	35	827	G5	1449mm	30/40
T535830	FH3583	35	830	G5	1449mm	30/40
T535835	FH35835	35	835	G5	1449mm	30/40
T535840	FH3584	35	840	G5	1449mm	30/40
T535860	FH3586	35	865	G5	1449mm	30/40




5 LUMILUX® HO HIGH OUTPUT without cardboard sleeve

- 16mm ⁵/₈in diameter
- Up to 50% more light than a T8 lamp from the same length
- Environmentally friendly fluorescent lamp with a low mercury content
- ✓ Ideal for applications where more light is required

T524827	FQ2482	24	827	G5	549mm	30/40
T524830	FQ2483	24	830	G5	549mm	30/40
T524835	FQ24835	24	835	G5	549mm	30/40
T524840	FQ2484	24	840	G5	549mm	30/40
T524860	FQ2486	24	865	G5	549mm	30/40
T539827	FQ3982	39	827	G5	849mm	30/40
T539830	FQ3983	39	830	G5	849mm	30/40
T539835	FQ39835	39	835	G5	849mm	30/40
T539840	FQ3984	39	840	G5	849mm	30/40
T539860	FQ3986	39	865	G5	849mm	30/40
T549827	FQ4982	49	827	G5	1449mm	30/40
T549830	FQ4983	49	830	G5	1449mm	30/40
T549840	FQ4984	49	840	G5	1449mm	30/40
T554827	FQ5482	54	827	G5	1449mm	30/40
T554830	FQ5483	54	830	G5	1449mm	30/40
T554835	FQ54835	54	835	G5	1449mm	30/40
T554840	FQ5484	54	840	G5	1449mm	30/40
T554860	FQ5486	54	865	G5	1449mm	30/40
T580827	FQ8082	80	827	G5	1449mm	30/40
T580830	FQ8083	80	830	G5	1449mm	30/40
T580835	FQ80835	80	835	G5	1449mm	30/40
T580840	FQ8084	80	840	G5	1449mm	30/40
T580860	FQ8086	80	865	G5	1449mm	30/40

Fluorescent Tubes

CAT NUMBER	SHORT CODE/DESCRIPTION	Watt	Volt	Cap	Finish	Box Quantity
	T5 BASIC					
	<ul style="list-style-type: none"> • 16mm ⁵/₈in diameter √ Ideal for small luminaires 					
6I4CW	L420	4	COOLWHITE	G5	150mm/6in	25
6I4W	L423	4	WHITE	G5	150mm/6in	25
9I6CW	L620	6	COOLWHITE	G5	225mm/9in	25
9I6W	L623	6	WHITE	G5	225mm/9in	25
9I6WW	L630	6	WARMWHITE	G5	225mm/9in	25
12I8CW	L820	8	COOLWHITE	G5	300mm/12in	25
12I8W	L823	8	WHITE	G5	300mm/12in	25
12I8WW	L830	8	WARMWHITE	G5	300mm/12in	25
21I13CW	L1320	13	COOLWHITE	G5	525mm/21in	25
21I13W	L1323	13	WHITE	G5	525mm/21in	25
21I13WW	L1330	13	WARMWHITE	G5	525mm/21in	25



T5 LUMILUX® FC® CIRCLINE

- 16mm diameter circular tubes
- Very even light distribution
- √ Ideal for professional office lighting

T522830CIRC	FC2283	22	830	2GX13	225mm	12
T522840CIRC	FC2284	22	840	2GX13	225mm	12
T522860CIRC	FC2286	22	865	2GX13	225mm	12
T540830CIRC	FC4083	40	830	2GX13	300mm	12
T540840CIRC	FC4084	40	840	2GX13	300mm	12
T540860CIRC	FC4086	40	865	2GX13	300mm	12



T8 LUMILUX®

- 26mm 1in diameter
- Fewer lamp replacements compared to BASIC tubes due to longer life
- Higher lumen maintenance than BASIC tubes
- Higher colour rendering than BASIC tubes
- √ Ideal for professional office lighting

47010827TRIPHO	L10827	10	827	G13	470mm	25
18I15830TRIPHO	L15830	15	830	G13	438mm/18in	25
18I15840TRIPHO	L15840	15	840	G13	438mm/18in	25
18I15860TRIPHO	L15860	15	865	G13	438mm/18in	25
2F18827TRIPHO	L18827	18	827	G13	600mm/2ft	25
2F18830TRIPHO	L18830	18	830	G13	600mm/2ft	25
2F18835TRIPHO	L18835	18	835	G13	600mm/2ft	25
2F18840TRIPHO	L18840	18	840	G13	600mm/2ft	25
2F18860TRIPHO	L18860	18	865	G13	600mm/2ft	25
3F30827TRIPHO	L30827	30	827	G13	900mm/3ft	25
3F30830TRIPHO	L30830	30	830	G13	900mm/3ft	25
3F30840TRIPHO	L30840	30	840	G13	900mm/3ft	25
3F30860TRIPHO	L30860	30	865	G13	900mm/3ft	25
4F36827TRIPHO	L36827	36	827	G13	1200mm/4ft	25
4F36830TRIPHO	L36830	36	830	G13	1200mm/4ft	25
4F36835TRIPHO	L36835	36	835	G13	1200mm/4ft	25
4F36840TRIPHO	L36840	36	840	G13	1200mm/4ft	25
4F36860TRIPHO	L36860	36	865	G13	1200mm/4ft	25
3.5F38840TRIPHO	L38840	38	840	G13	1050mm	25
5F58827TRIPHO	L58827	58	827	G13	1500mm/5ft	25
5F58830TRIPHO	L58830	58	830	G13	1500mm/5ft	25
5F58835TRIPHO	L58835	58	835	G13	1500mm/5ft	25
5F58840TRIPHO	L58840	58	840	G13	1500mm/5ft	25
5F58860TRIPHO	L58860	58	865	G13	1500mm/5ft	25
6F70830TRIPHO	L70830	70	830	G13	1800mm/6ft	25
6F70835TRIPHO	L70835	70	835	G13	1800mm/6ft	25
6F70840TRIPHO	L70840	70	840	G13	1800mm/6ft	25

Fluorescent Tubes

CAT NUMBER	SHORT CODE/DESCRIPTION	Watt	Volt	Cap	Finish	Box Quantity
------------	------------------------	------	------	-----	--------	--------------



T8 LUMILUX® DE LUXE

- 16mm 1in diameter
 - De luxe triphosphor tube
 - Superior colour rendering
- √ Ideal where colour rendition is important

2F18930	L18930	18	930	G13	600mm/2ft	25
2F18930	L18930	18	930	G13	600mm/2ft	25
2F16930	L16930	16	930	G13	600mm/2ft	25
2F18940	L18940	18	940	G13	600mm/2ft	25
2F18950	L18950	18	954	G13	600mm/2ft	25
4F36930	L36930	36	930	G13	1200mm/4ft	25
4F36940	L36940	36	940	G13	1200mm/4ft	25
4F36950	L36950	36	954	G13	1200mm/4ft	25
5F58930	L58930	58	930	G13	1500mm/5ft	25
5F58940	L58940	58	940	G13	1500mm/5ft	25
5F58950	L58950	58	954	G13	1500mm/5ft	25



T8 BASIC

- 26mm / 1in diameter
 - Halophosphate tubes
- √ Ideal for less demanding applications e.g. cellars, garages, outdoor lighting

18I15W	L1535	15	white	G13	450mm/18in	25
29I16W	L1635	16	white	G13	720mm/29in	25
2F18CW	L1833	18	coolwhite	G13	600mm/2ft	25
2F18W	L1835	18	white	G13	600mm/2ft	25
3F30CW	L3033	30	coolwhite	G13	900mm/3ft	25
3F30W	L3035	30	white	G13	900mm/3ft	25
4F36CW	L3633	36	coolwhite	G13	1200mm/4ft	25
4F36W	L3635	36	white	G13	1200mm/4ft	25
5F58CW	L5833	58	coolwhite	G13	1500mm/5ft	25
5F58W	L5835	58	white	G13	1500mm/5ft	25
6F70CW	L7033	70	coolwhite	G13	1800mm/6ft	25
6F70W	L7035	70	white	G13	1800mm/6ft	25



OSRAM T8 LUMILUX® SKYWHITE

- 26mm 1in diameter
 - 8000K Daylight white light
 - Excellent colour rendering
- Reduces visual fatigue, supports activity and promotes vigour
- √ Ideal for high quality daylight simulation at work and at play

2F18880	L18880	18	880	G13	600mm/2ft	25
3F30880	L30880	30	880	G13	900mm/3ft	25
4F36880	L36880	36	880	G13	1200mm/4ft	25
5F58880	L58880	58	880	G13	1500mm/5ft	25

T8 LUMILUX® DAYLIGHT/DE LUXE BIOLUX®

- 26mm 1in diameter
- Full spectrum tube with 6500K colour temperature
- Excellent colour rendering

2F18965	L18965	18	965	G13	600mm/2ft	25
3F30965	L30965	30	965	G13	900mm/3ft	25
4F36965	L36965	36	965	G13	1200mm/4ft	25
5F58965	L58965	58	965	G13	1500mm/5ft	25

Fluorescent Tubes

CAT NUMBER	SHORT CODE/DESCRIPTION	Watt	Volt	Cap	Finish	Box Quantity
------------	------------------------	------	------	-----	--------	--------------



CIRCULAR

- Circular tubes
- √ Ideal for office lighting lighting

CIR32WW12I	CIR32	32	warmwhite	dia. G10q	307mm dia.	12
CIR40WW16I	CIR40	40	warmwhite	dia. G10q	409mm dia.	12
CIR60WW16I	CIR60	60	warmwhite	dia. G10q	409mm dia.	12



T2 FM® FLUORESCENT MINIATURE

- 7mm diameter
- √ Ideal for slim luminaires for display lighting

T26830MINFLU	F6830	6	730	W4.3	218.3mm	20
T26840MINFLU	F6840	6	740	W4.3	218.3mm	20
T26860MINFLU	F6860	6	760	W4.3	218.3mm	20
T28830MINFLU	F8830	8	730	W4.3	319.9mm	20
T28840MINFLU	F8840	8	740	W4.3	319.9mm	20
T28860MINFLU	F8860	8	760	W4.3	319.9mm	20
T211830MINFLU	F11830	11	730	W4.3	421.5mm	20
T211840MINFLU	F11840	11	740	W4.3	421.5mm	20
T211860MINFLU	F11860	11	760	W4.3	421.5mm	20
T213830MINFLU	F13830	13	730	W4.3	523.1mm	20
T213840MINFLU	F13840	13	740	W4.3	523.1mm	20
T213860MINFLU	F13860	13	760	W4.3	523.1mm	20



T12 BASIC

- 38mm 1½in diameter
- Halophosphate tubes
- √ Ideal for less demanding applications e.g. cellars, garages, outdoor lighting

2F20W	L2035	20	white	G13	600mm/2ft	25
4F40W	L4035	40	white	G13	1200mm/4ft	25
5F65W	L6535	65	white	G13	1500mm/5ft	25
6F75W	L7535	75	white	G13	1800mm/6ft	25
8F85W	L8535	85	white	G13	2400mm/8ft	25
8F100W	L10035	100	white	G13	2400mm/8ft	25
8F125W	L12535	125	white	G13	2400mm/8ft	25

U-TUBE

40WU-TUBE		40	white	2G13		12
------------------	--	----	-------	------	--	----

High Intensity Discharge Lamps

CAT NUMBER	SHORT CODE/DESCRIPTION	Watt	Colour	Cap	Box Quantity
------------	------------------------	------	--------	-----	--------------



OSRAM POWERBALL® HCI-T®

- Compact single ended metal halide lamp
 - Spherical ceramic arc tube
 - Improved performance compared to conventional ceramic lamps
 - Outstanding colour rendering
- √ Ideal for showcasing merchandise and for indirect lighting

PB35W	35	830 - WDL	G12	12
PB35N	35	942 - NDL	G12	12
PB70W	70	830 - WDL	G12	12
PB70N	70	942 - NDL	G12	12
PB150W	150	830 - WDL	G12	12
PB150N	150	942 - NDL	G12	12



OSRAM POWERBALL® HCI®-TC

- Our most compact single ended metal halide lamp
 - Spherical ceramic arc tube
 - With UV Filter
- √ Ideal for very small luminaires

PB20TCW	20	830 - WDL	G8.5	12
PB35TCW	35	830 - WDL	G8.5	12
PB35TCN	35	942 - NDL	G8.5	12
PB70TCW	70	830 - WDL	G8.5	12

OSRAM POWERBALL® Shoplight HCI®-TC

- Compact single ended metal halide lamp
 - Spherical ceramic arc tube
 - Exceptional colour rendering : Ra 95
 - Enhanced red rendering
- √ Ideal for the optimum presentation of red merchandise

PB70CWSL	70	930 - WDL	G8.5	12
----------	----	-----------	------	----



OSRAM POWERBALL® HCI®-E

- Single ended elliptical metal halide lamp
 - Spherical ceramic arc tube
- √ Ideal for enclosed luminaires in factories, warehouses and large offices

PB25EW	250	830 - WDL	GES/E40	12
--------	-----	-----------	---------	----



OSRAM POWERBALL® HCI®-E/P

- Single ended elliptical metal halide lamp
 - Spherical ceramic arc tube
 - Integrated arc tube protection
- √ Ideal for use in open luminaires without cover shields

Clear				
PB70EPWC	70	830 - WDL	ES/E27	12
PB70EPNC	70	942 - NDL	ES/E27	12
PB10EPWC	100	830 - WDL	ES/E27	12
PB15EPWC	150	830 - WDL	ES/E27	12
PB15EPNC	150	942 - NDL	ES/E27	12
Coated				
PB70EPW	70	830 - WDL	ES/E27	12
PB70EPN	70	942 - NDL	ES/E27	12
PB10EPW	100	830 - WDL	ES/E27	12
PB15EPW	150	830 - WDL	ES/E27	12
PB15EPN	150	942 - NDL	ES/E27	12

High Intensity Discharge Lamps

CAT NUMBER	SHORT CODE/DESCRIPTION	Watt	Colour	Cap	Box Quantity
------------	------------------------	------	--------	-----	--------------



OSRAM POWERBALL® HCI®-TS

- Compact double ended metal halide lamp
 - Spherical ceramic arc tube
 - Improved performance compared to conventional ceramic lamps
 - Outstanding colour rendering
- √ Ideal for showcasing merchandise and for indirect lighting

PB70SW	70	830 - WDL	RX7s	12
PB70SN	70	942 - NDL	RX7s	12
PB15SW	150	830 - WDL	RX7s-24	12
PB15SN	150	942 - NDL	RX7s-24	12
PB25SW	250	830 - WDL	Fc2	12
PB150N	150	942 - NDL	G12	12

CERAMIC HALIDE (DOUBLE-ENDED)

- Compact double ended metal halide lamp
 - Cylindrical ceramic arc tube
 - Improved colour stability compared to quartz lamps
- √ Ideal for showcasing merchandise and for indirect lighting

150DECMHNDL	CDMTD150ND	150	942 - NDL	RX7s-24	12
150DECMHWDL	CDMTD150WD	150	830 - WDL	RX7s-24	12
70DECMHNDL	CDMTD70ND	70	942 - NDL	RX7s-24	12
70DECMHWDL	CDMTD70WD	70	830 - WDL	RX7s-24	12

CERAMIC HALIDE (SINGLE-ENDED G8.5)

- Compact single ended metal halide lamp
 - With ceramic arc tube
 - Improved colour stability compared to quartz lamps
- √ Ideal for larger floodlighting applications

20SECMHWDLMINI	CDMTC20830	20	830 - WDL	G8.5	12
35SECMHWDLMINI	CDMTC35830	35	830 - WDL	G8.5	12
70SECMHWDLMINI	CDMTC70830	70	830 - WDL	G8.5	12
70SECMHNDLMINI	CDMTC70942	70	942 - NDL	G8.5	12

CERAMIC HALIDE (SINGLE-ENDED G12)

- Compact single ended metal halide lamps
 - Cylindrical ceramic arc tube
 - Improved colour stability compared to quartz lamps
- √ Ideal for showcasing merchandise and for indirect lighting

35SECMHWDL	CDMT35830	35	830 - WDL	G12	12
70SECMHWDL	CDMT70830	70	830 - WDL	G12	12
150SECMHWDL	CDMT150830	150	830 - WDL	G12	12
35SECMHNDL	CDMT35942	35	942 - NDL	G12	12
70SECMHNDL	CDMT70942	70	942 - NDL	G12	12
150SECMHNDL	CDMT150942	150	942 - NDL	G12	12



CERAMIC HALIDE (SON RETROFIT)

- Compact single ended metal halide lamp
 - Spherical ceramic arc tube
 - Improved performance compared to conventional ceramic lamps
 - Direct interchangeable replacements for NAV (SON) lamps
- √ Ideal white light for outdoor lighting

CDOTT70	70	828 - WDL	ES/E27	12
CDOTT150	150	828 - WDL	GES/E40	12

High Intensity Discharge Lamps

CAT NUMBER	SHORT CODE/DESCRIPTION	Watt	Colour	Cap	Box Quantity
------------	------------------------	------	--------	-----	--------------



CERAMIC HALIDE REFLECTOR

- Ceramic PAR reflector
 - Spot and Flood beam angles available
 - Suitable for both open and closed luminaires
- ✓ Ideal for spotlighting and floodlighting

35CMHWDLP20SP	CDMR35SP20	35	830 - WDL	E27	12
35CMHWDLP20FL	CDMR35FL20	35	830 - WDL	E27	12
35CMHWDLP30SP	CDMR35SP30	35	830 - WDL	E27	6
35CMHWDLP30FL	CDMR35FL30	35	830 - WDL	E27	6
70CMHWDLP30SP	CDMR70SP30	70	830 - WDL	E27	6
70CMHWDLP30FL	CDMR70FL30	70	830 - WDL	E27	6



QUARTZ HALIDE (SINGLE-ENDED G12)

- Compact single ended metal halide lamp
 - Quartz arc tube
- ✓ Ideal for high quality economical lighting

70SEMHWDL	H70W	70	WDL	G12	12
70SEMHNDL	H70N	70	NDL	G12	12
150SEMHWDL	H150W	150	WDL	G12	12
150SEMHNDL	H150N	150	NDL	G12	12

OSRAM POWERSTAR® HQI®-T High Wattage

- Single ended tubular metal halide lamp
 - Quartz arc tube
- ✓ Ideal for floodlighting buildings and sports facilities

250SEMHDL	H250D	250	D	GES/E40	12
400SEMHNDL	H400N	400	N	GES/E40	12
400SEMHDL	H400D	400	D	GES/E40	12
1000SEMHDL	H1KWD	1000	D	GES/E40	6
2000SEMHNDL	83330	2000	N	GES/E40	4
2000SEMHDL/I	H2KWDI	2000	D	GES/E40	4
2000SEMHDL	H2KWD	2000	D	GES/E40	4
2000SEMHNDL/ED	H2KWNE	2000	N	1 dimple GES/E	4
2000SEMHNDL/I	H2KWNI	2000	N	1 dimple GES/E	4
2000SEMHNDL/SUP	H2KNES	2000	N	Super GES/E40	4

Coloured

All COLOURED halide lamps are available upon request.



PHILIPS HPIT (SINGLE-ENDED GES)

- Compact single ended metal halide lamp
 - Quartz arc tube
- ✓ Ideal for factories, warehouses and large offices

250SEMHNDL	HPIT250	250	N/SI	GES/E40	10
400SEMHNDL	HPIT400	400	N/SI	GES/E40	10

High Intensity Discharge Lamps

CAT NUMBER	SHORT CODE/DESCRIPTION	Watt	Colour	Cap	Box Quantity
------------	------------------------	------	--------	-----	--------------



QUARTZ HALIDE (DOUBLE-ENDED)

- Compact double ended metal halide lamp
 - Quartz arc tube
- √ Ideal for high quality economical lighting

70DEMHWDL	H70SW	70	WDL	RX7s	12
70DEMHNDL	H70SND	70	NDL	RX7s	12
70DEMHDL	H70SD	70	D	RX7s	12
150DEMHWDL	H150SW	150	WDL	RX7s-24	12
150DEMHNDL	H15SND	150	NDL	RX7s-24	12
150DEMHDL	H150SD	150	D	RX7s-24	12
250DEMHWDL	H250SW	250	WDL	FC2	12
250DEMHNDL	H25SND	250	NDL	FC2	12
250DEMHDL	H250SD	250	D	FC2	12
400DEMHNDL	H400SN	400	NDL	FC2	12
400DEMHDL	H400SD	400	D	FC2	12

OSRAM POWERSTAR® HQI®-TS High Wattage

- Double ended quartz metal halide lamps
 - Without outer bulb
 - Available with short or long arc
- √ Ideal for larger floodlighting applications

	Short Arc				
1000DEMHDL	H1KDS	1000	D	Cables	10
1000DEMHNDL	H1KDLS	1000	NDL	Cables	10
2000DEMHDL	H2KDS	2000	D	Cables	10
	Long Arc				
2000DEMHNDL	H2KNL	2000	N	Cables Long Arc	10



OSRAM POWERSTAR® HQI®-R

- Single ended elliptical quartz metal halide lamp
 - With integral pre-focused reflector
- √ Ideal for fibre optic applications

150SEMHNDL/REF	H150NR	150	NDL/FO	Cable+Plug	12
----------------	--------	-----	--------	------------	----

E - LOW WATTAGE (ENCLOSED FIXTURES ONL)



63173/COATED	70	4000K	ES	12
27373/CLEAR	70	4000K	ES	12
19031/COATED	100	4000K	ES	12
50340/CLEAR	100	4000K	ES	12
40563/COATED	150	4000K	ES	12
30544/CLEAR	150	4000K	ES	12



HIT - LOW WATTAGE (ENCLOSED FIXTURES ONLY)

13742/CLEAR	70	4000K	ES	12
87368/CLEAR	100	4000K	ES	12
71144/CLEAR	150	4000K	GES	12

HIPE - LOW WATTAGE (OPEN-RATED FIXTURES)

10003/COATED	70	4000K	ES	12
10002/CLEAR	70	4000K	ES	12
82539/CLEAR	100	4000K	ES	12
10082/COATED	150	4000K	GES	12
10051/CLEAR	150	4000K	GES	12

High Intensity Discharge Lamps

CAT NUMBER	SHORT CODE/DESCRIPTION	Watt	Colour	Cap	Box Quantity
------------	------------------------	------	--------	-----	--------------

HIE - HIGH WATTAGE (ENCLOSED FIXTURES ONLY)

56266/COATED	250	4000K	GES	12
10072/CLEAR	250	4000K	GES	12
54695/COATED	400	4000K	GES	6
60112/CLEAR	400	4000K	GES	6

HIT - HIGH WATTAGE (ENCLOSED FIXTURES ONLY)

48768/CLEAR	250	4000K	GES	12
10855/CLEAR	250	5000K	GES	12
98748/CLEAR	400	4000K	GES	12
21044/CLEAR	400	5000K	GES	12

HIPE - HIGH WATTAGE (OPEN-RATED FIXTURES)

10076/COATED	250	4000K	GES	12
10016/CLEAR	250	4000K	GES	12
10043/COATED	400	4000K	GES	6
10077/CLEAR	400	4000K	GES	6

HIE - HIGH WATTAGE (ENCLOSED FIXTURES ONLY)

21303/COATED	250	4000K	GES	12
88246/CLEAR	250	4000K	GES	12
88787/COATED	400	4000K	GES	6
33544/CLEAR	400	4000K	GES	6

HIT - HIGH WATTAGE (ENCLOSED FIXTURES ONLY)

33950/CLEAR	250	4000K	GES	12
25830/CLEAR	400	4000K	GES	12

HIPE - HIGH WATTAGE (OPEN-RATED FIXTURES)

94102/COATED	400	4000K	GES	6
99441/CLEAR	400	4000K	GES	6



VIALOX® NAV®-E (STANDARD SON-E)

- Elliptical diffuse high pressure sodium lamp
- Without ignitor

√ Ideal for economical street lighting and floodlighting

50SONE	S50	50	ES/E27	24
70SONE	S70	70	ES/E27	24
150SONE	S150	150	GES/E40	12
250SONE	S250	250	GES/E40	12
400SONE	S400	400	GES/E40	12
1000SONE	S1000	1000	GES/E40	6

VIALOX® NAV®-E (STANDARD SON-E) - with ignitor

- Elliptical diffuse high pressure sodium lamp
- With ignitor

√ Ideal for economical street lighting and floodlighting

50SONE-I	S50I	50	ES/E27	24
70SONE-I	S70I	70	ES/E27	24
150SONE-I	S150I	150	GES/E40	10
250SONE-I	S250I	250	GES/E40	10
400SONE-I	S400I	400	GES/E40	10

High Intensity Discharge Lamps

CAT NUMBER	SHORT CODE/DESCRIPTION	Watt	Colour	Cap	Box Quantity
------------	------------------------	------	--------	-----	--------------



VIALOX® NAV®-T (STANDARD SON-T)

- Tubular clear high pressure sodium lamp
 - Without ignitor
 - 4 year relamping cycle
- √ Ideal for economical street lighting and floodlighting

70SONT	S70T	70		ES/E27	12
150SONT	S150T	150		GES/E40	12
250SONT	S250T	250		GES/E40	12
400SONT	S400T	400		GES/E40	12
1000SONT	S1KWT	1000		GES/E40	10

VIALOX® NAV®-T STANDARD SON-T - with ignitor

- Tubular clear high pressure sodium lamp
 - With ignitor
 - 4 year relamping cycle
- √ Ideal for economical street lighting and floodlighting

150SONT-I	S150TI	150		GES/E40	10
250SONT-I	S250TI	250		GES/E40	10
400SONT-I	S400TI	400		GES/E40	10
1000SONT-I	S1KWTI	1000		GES/E40	12

SOX

- Standard low pressure sodium lamp
- √ Ideal for streetlighting, amenity and security lighting



18SOX	SX18	18		BY22d	12
35SOX	SX35	35		BY22d	12
55SOX	SX55	55		BY22d	12
90SOX	SX90	90		BY22d	12
135SOX	SX135	135		BY22d	12
180SOX	SX180	180		BY22d	9



HQL® STANDARD (MBF)

- Elliptical high pressure mercury lamp
 - Yttrium vanadate phosphor coating
- √ Ideal for all traffic and factory lighting applications

80MBFBC3PIN	MB803	80		BC/B22d 3-pin	40
125MBFBC3PIN	MB1253	125		BC/B22d 3-pin	40
50MBFES	MB50	50		ES/E27	40
80MBFES	MB80	80		ES/E27	40
125MBFES	MB125	125		ES/E27	40
250MBFGES	MB250	250		GES/E40	12
400MBFGES	MB400	400		GES/E40	12
1000MBFGES	MB1KLV	1000		GES/E40 220/250	6

HWL® (MBFT)

- Mercury discharge lamp
 - Mains voltage
 - With filament ballast
- √ Can be operated directly from the mains supply

250MBFTGES	MBFT25	250		GES/E40	12
-------------------	--------	-----	--	---------	----

Switch-Start & Electronic Control Gear (ECG)

CAT NUMBER	SHORT CODE	Description
------------	------------	-------------

TRIDONIC.ATCO

(NON-DIMMABLE)



SWITCH-START CHOKES for T8

New Loss range of chokes for fluorescent tubes

EC18 LC502K
EC30 C502K
EC36 LC502K
EC58 C502K
EC70 C502K

T8 18W T12 20W & COMPACT 18/24/26/28
T8 30W CIRCULAR 22W T8 2X15W
T8 36W T12 40W T8 38W T8 2X18 COMPACT 34/36/38 2X18
T8 58W T12 65W
T8 70 T12 75W

PROFESSIONAL for T8

• ECG for T8 fluorescent tubes
√ Suitable for T8 fluorescent tubes

Single

PC 1X18
PC 1X30
PC 1X36
PC 1X58
PC 1X70

T8 PRO 1x18/230-240
T8 PRO 1X30/230-240
T8 PRO 1x36/230-240
T8 PRO 1x58/230-240
T8 PRO 1X70/230-240

Twin

PC 2X18
PC 2X30
PC 2X36
PC 2X58
PC 2X70

T8 PRO 2x18/230-240
T8 PRO 2X30/230-240
T8 PRO 2x36/230-240
T8 PRO 2x58/230-240
T8 PRO 2x55, 70/230-240

Three & four lamps

PC 3X18
PC 3X36
PC 4X18
PC 4X36

T8 PRO 3X18/230-240
T8 PRO 3X36/230-240
T8 PRO 4X18/230-240
T8 PRO 4X36/230-240

PROFESSIONAL for T5

• ECG for T5 fluorescent tubes
√ Suitable for T5 fluorescent tubes

Single

PC PRO 14 21 28 35
PC PRO 24
PC PRO 39
PC PRO 49
PC PRO 54
PC PRO 80

T5 PRO MULTIWATT 230-240
T5 PRO 1X24/230-240
T5 PRO 1X39/230-240
T5 PRO 1X49/230-240
T5 PRO 1X54/230-240
T5 PRO 1X80/230-240

Twin

PC PRO 2X14 21 28 35
PC PRO 2X24
PC PRO 2X39
PC PRO 2X49
PC PRO 2X54

T5 PRO MULTIWATT 230-240
T5 PRO 2X24/230-240
T5 PRO 2X39/230-240
T5 PRO 2X49/230-240
T5 PRO 2X54/230-240

Switch-Start & Electronic Control Gear (ECG)

CAT NUMBER	SHORT CODE	Description
------------	------------	-------------

PROFESSIONAL for COMPACT LAMPS

• ECG for compact fluorescent lamps

a101 = LINEAR HOUSING
b101 = SQUARE HOUSING

Single

PC PRO 18 24
PC PRO 36
PC PRO 40
PC PRO 55
PC PRO 26 32 42

FSD-TCL 1X18-24/230-240 a101
FSD-TCL 1X36/230-240 a101
FSD-TCL 1X40/230-240 a101
FSD-TCL 1X55/230-240 a101
FSM-TC-DE/TE MULTIWATT/230-240 b101

Twin

PC PRO 2X10 13
PC PRO 2X18
PC PRO 2X26
PC PRO 2X32 42
PC PRO 2X18TCL
PC PRO 2X24
PC PRO 2X36
PC PRO 2X40
PC PRO 2X55

FSQ-TC-DE/TE 2X10-13/230-240 b101
FSQ-TC-DE/TE 2X18/230-240 b101
FSM-TC-DE/TE 2X26/230-240 b101
FSM-TC-TE 2X32/42/230-240 b101
FSD-TCL 2X18/230-240 b101
FSD-TCL 2X24/230-240 a101
FSD-TCL 2X36/230-240 a101
FSD-TCL 2X40/230-240 a101
FSD-TCL 2X55/230-240 a101

HID CONTROL GEAR

• for Son and Metal Halide lamps

OMBIS70
OMBIS150
OMBIS250
OGLS400
ZRM 2ES/B
ZRM 6ES/B
ZRM 12ES/D

A103W 70W SON/HALIDE BALLAST
B103W 150W SON/HALIDE BALLAST
A103W 250W SON/HALIDE BALLAST
A60 400W **SON ONLY** BALLAST
IGNITOR FOR 35-70W SON 70-150W HALIDE
IGNITOR FOR 100-400W SON 35-400W HALIDE
PULSE IGNITOR FOR 100W SON 35-1000W HALIDE



LV ELECTRONIC TRANSFORMERS

HALOTRONIC MOUSE®

• Low voltage electronic transformers
• Fully dimmable
√ Suitable for 12V halogen lamps

HTM70
HTM105
HTM150

HTM 70/230-240
HTM 105/230-240
HTM 150/230-240
12v 60VA Transformers

EMERGENCY CONVERSION KIT

R960/50/M1

ORBIK 12v 50w EMERGENCY KIT (SAUSAGE PACK)